

HEMOMATIK Sweden

Liquid level switch

Art.nr. HMFV-VV

V=..... mm

Drawing nr. HMFV-VV

Rev. 3

Approved P.L. 930513

Scale 1:2

V=..... mm

Date 921014

Sign. MEM

For switchpointsmm, see label

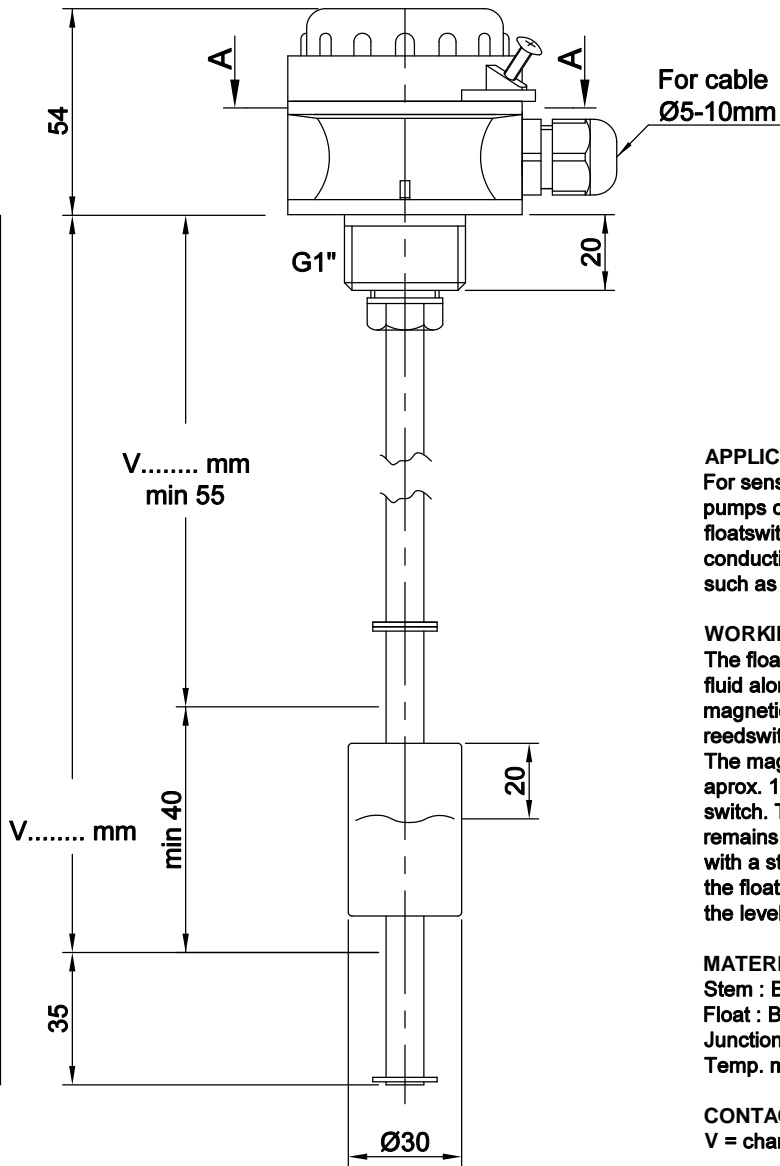

Rev. date 171018



Ground



2 1 3 5 4 6



APPLICATION

For sensing off liquid levels to activate pumps or valves via relays or PCs, a floatswitch works equally well with conductive as with non-conductive fluids such as oils.

WORKING PRINCIPLE

The float contains a magnet. It follows the fluid along the stem. The stem is a non magnetic material with 1 to 5 built-in reedswitches. The magnet activates each reedswitch for approx. 10 mm. This is called a passing switch. To assure that the contact status remains unchanged the stem is provided with a stop ring below respectively above the float. This allows to determine whether the level is rising or falling.

MATERIALS

Stem : Brass
Float : Buna-N (nitrofuel)
Junction box : Polyamid 6
Temp. max : Oil +100°C

CONTACT SYMBOLS

V = change over

PROTECTION DEGREE

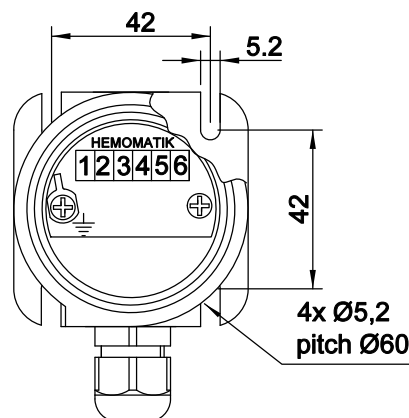
Junction box : IP67
Stem : IP68

ELECTRICAL DATA

Contact rating *	60 VA
max voltage	230 V
max current	1 A

* = resistive load

No ground = max 50 V



Section A-A

Note. Above values are for resistive loads. Mechanical life is 30 millions. Use series resistor for lamp load, or other suitable protection for inductive loads if the rating is higher than 1/10 of the values above.

Rights to the design and drawing belongs to HEMOMATIK Sweden, copyright ©

■ = Switch closed

□ = Switch open